THE UNIVERSITY OF HONG KONG

GRADUATE EMPLOYMENT SURVEY 2024

SURVEY SUMMARY (BACHELOR'S DEGREES)

OVERVIEW

FULL Employment

for the 19th consecutive year

Employment Rate

98.7%*

** Ratio of number of employed graduates to total number of graduates who are employed or unemployed*

Employment Sector

Civil Service

2.4 pp#

Community, Social & Personal Services

2.1 pp#

 # Abbreviation of percentage point

Monthly Gross Salary

Average

+4.7%

Median

+10.4%

By Employment Sector

Civil Service

+10.8%

Commerce & Industry

+3.9%

Methodology & Employment Situation

Survey Methodology

Online questionnaires

Target population: **3,792** full-time graduates

Number of respondents: **3,129**

Response Rate

82.5%

Employment Situation

72.6% of graduates engaged in employment, while **22.2%** were pursuing further studies.

Graduates returning to their home country or not seeking employment accounted for **4.2%**.

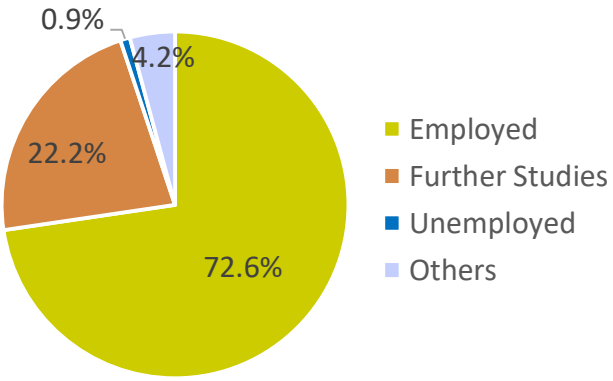

Employment Sector

Commerce & Industry remained the largest employment sector, with a slight increase from 45.7% in 2023 to **45.9%** this year (+0.2 pp).

Civil Service expanded from 14.4% in 2023 to **16.8%** (+2.4 pp).

Conversely, Community, Social & Personal Services decreased from 23.3% in 2023 to **21.2%** (-2.1 pp).

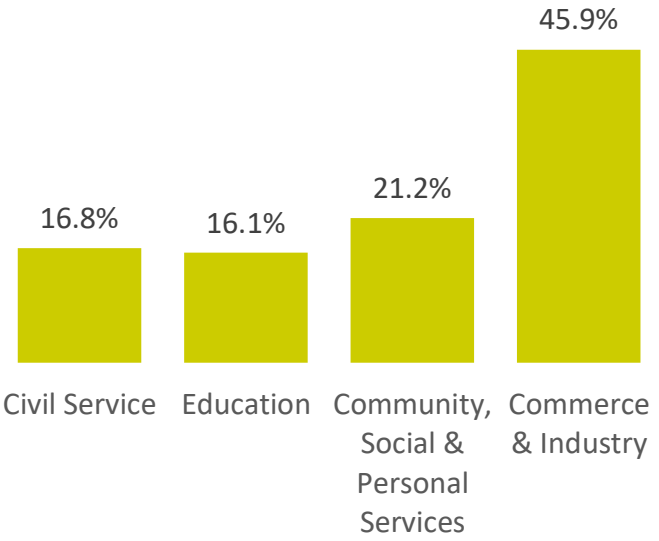

Monthly Gross Salary

Average

HK$33,492 [+4.7%]

Median

HK$27,600 [+10.4%]

By Employment Sector

Civil Service

HK$44,944 [+10.8%]

Community, Social & Personal Services

HK$39,428 [+3.1%]

Education

HK$27,214 [-3.6%]

Commerce & Industry

HK$28,431 [+3.9%]

By Income Group (change of percentage point)

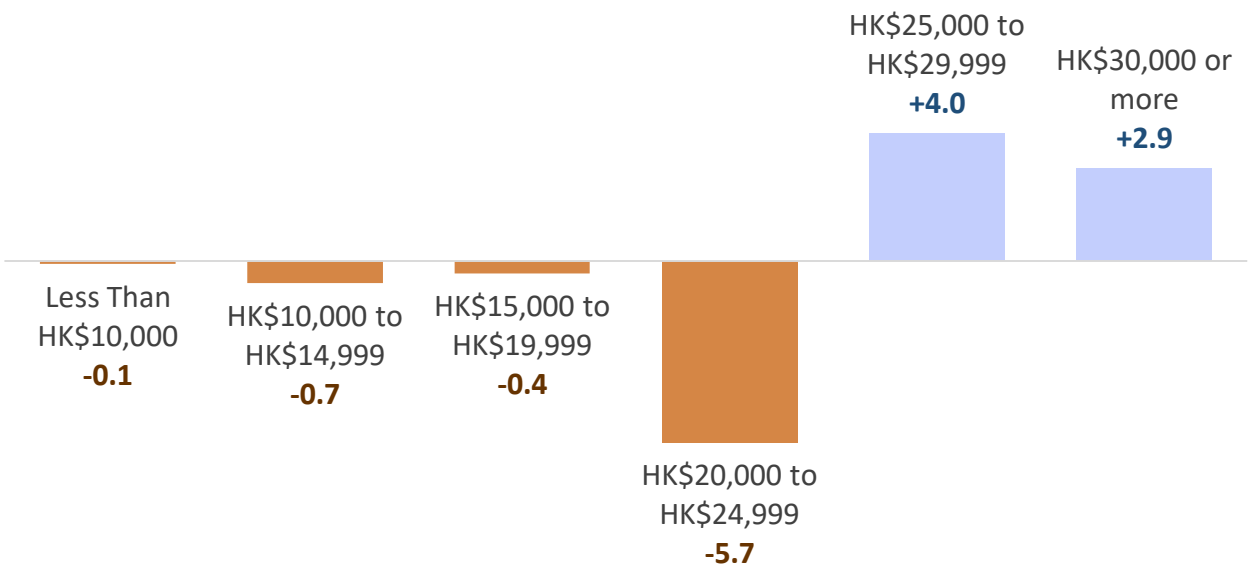

Job Offer & Job Satisfaction

Time to Receive First Job Offer

98.6% of graduates secured their first job offer before end of December.

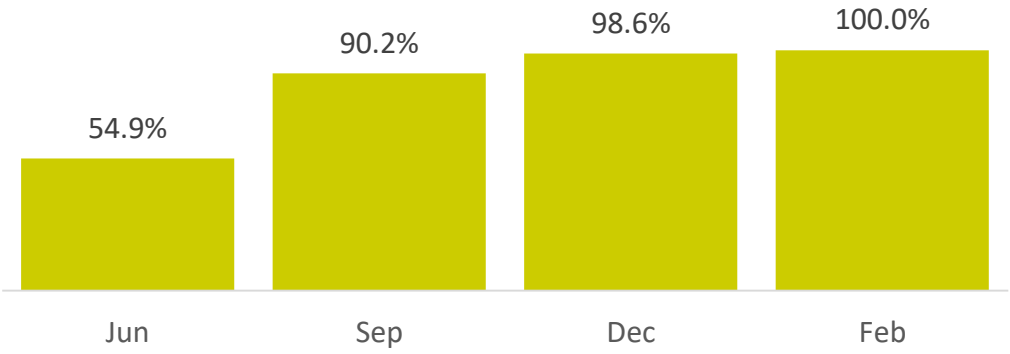

Job Satisfaction

96.4% of graduates reported a sense of satisfaction about their jobs.

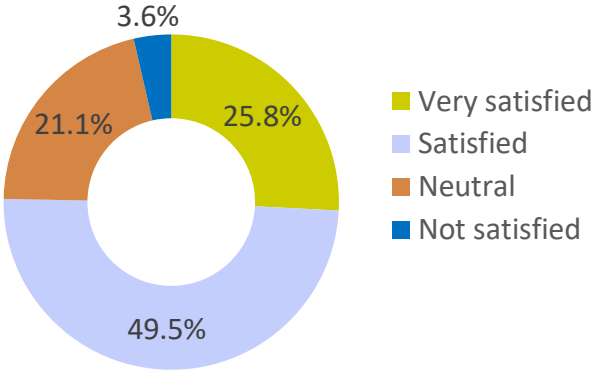

Job Change

The majority of graduates (**91.8%**) did not change job since graduation.

Graduates having job change increased slightly from 7.2% in 2023 to **8.2%** this year (+1.0 pp).

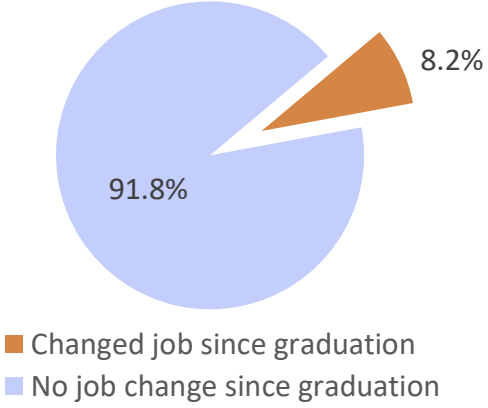

Destination for Employment & Further Studies

Employment Destination

The majority of graduates (**95.8%**) were employed in Hong Kong.

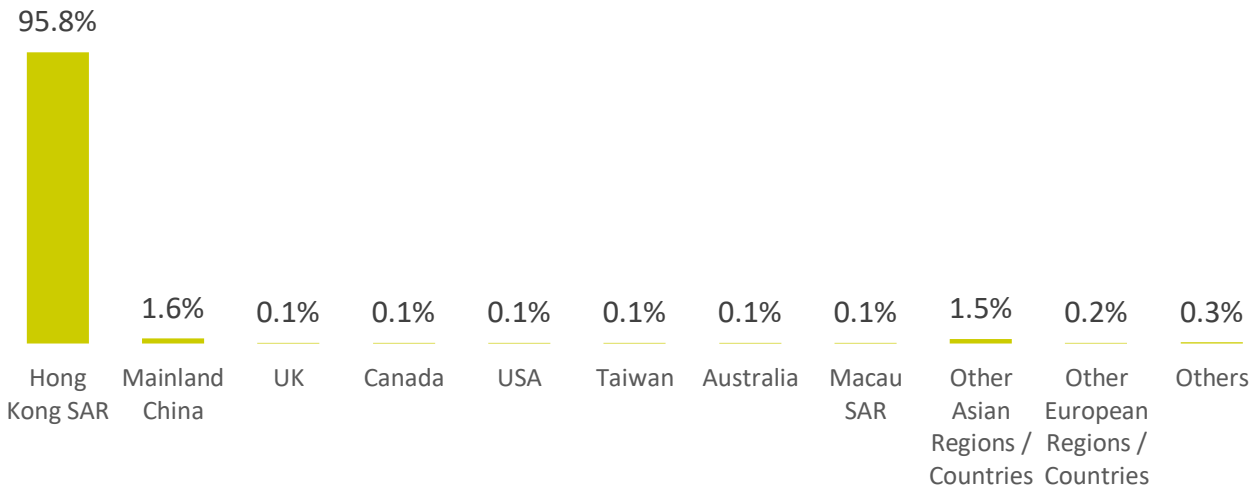

Further Studies Destination

An increased proportion of graduates stayed in Hong Kong for further studies, rising from 67.1% in 2023 to **72.9%** (+5.8 pp).

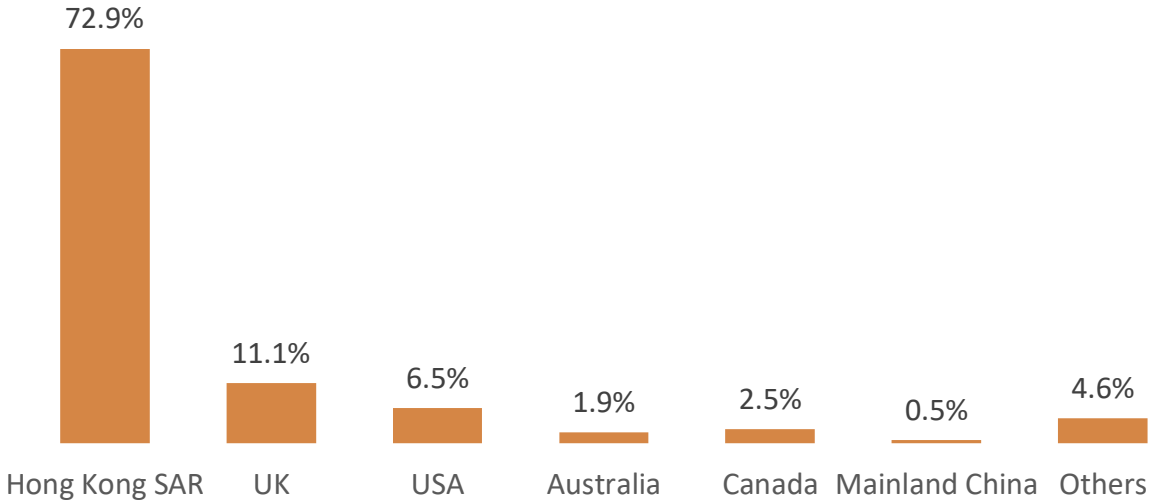

Non-local Graduates

Employment Situation

Non-local graduates being employed grew from 48.7% in 2023 to **50.8%** this year (+2.1 pp).

The percentage of those who continued with their studies dropped from 44.8% to **41.9%** (-2.9 pp).

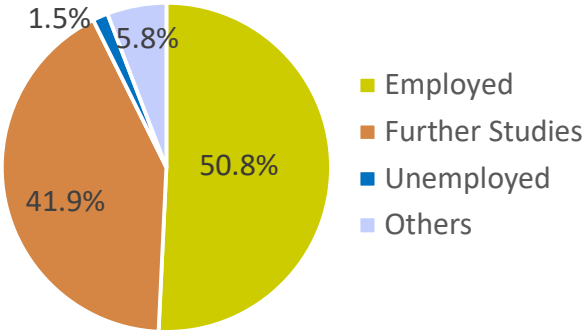

Employment Destination

74.1% of non-local graduates were employed in Hong Kong. Those working in Mainland China rose from 4.5% in 2023 to **10.0%** (+5.5 pp).

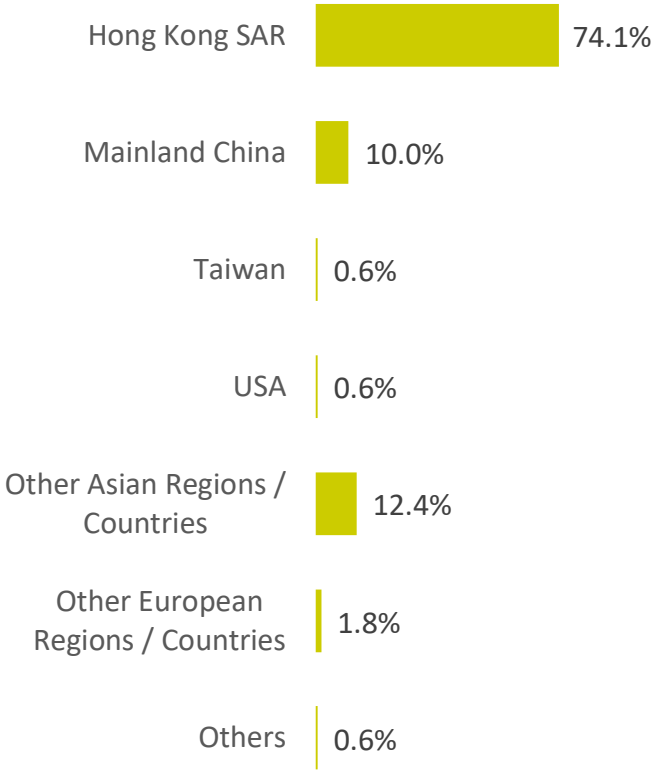

Further Studies Destination

Non-local graduates pursuing further studies in Hong Kong surged from 44.8% in 2023 to **57.8%** this year (+13.0 pp).

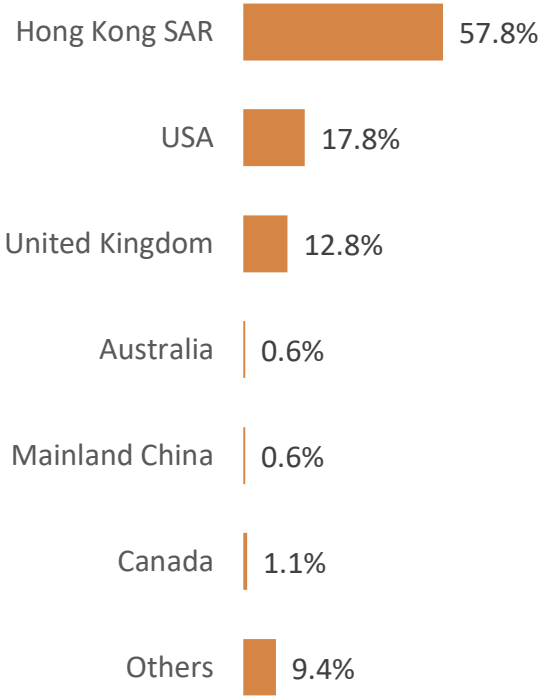

This report is prepared by

Careers and Placement Section

Centre of Development and Resources for Students

The University of Hong Kong

https://cedars.hku.hk/ges

ges@cedars.hku.hk

(852) 3917 2317

No part of this report may be reproduced, in any form or by whatever means,
without written permission from the Centre of Development and Resources for Students (CEDARS),
The University of Hong Kong.